

## BEEKEEPING CRANES CATALOGUE



**AJ IS THE PERFECT  
SOLUTION FOR  
HANDLE YOUR HIVES**



**Tel. 0034 973 17 10 32**

**[www.apijuneda.com](http://www.apijuneda.com) [apijuneda@gmail.com](mailto:apijuneda@gmail.com)**



INTRODUCTION *p. 1*

---

CRANES MODELS *p. 2*

[AJ-MINI H](#) *p.4*

[AJ-100 H](#) *p. 6*

[AJ-2006 H](#) *p. 8*

[AJ-2006 HR](#) *p. 10*

[AJ-2008 TK](#) *p. 12*

---

[ASSEMBLY](#) *p. 14*

---

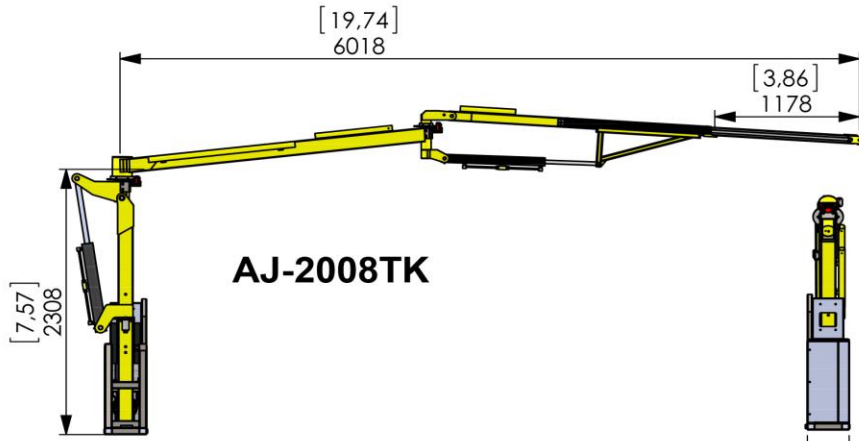
TERMS OF SALE *p. 16*

---

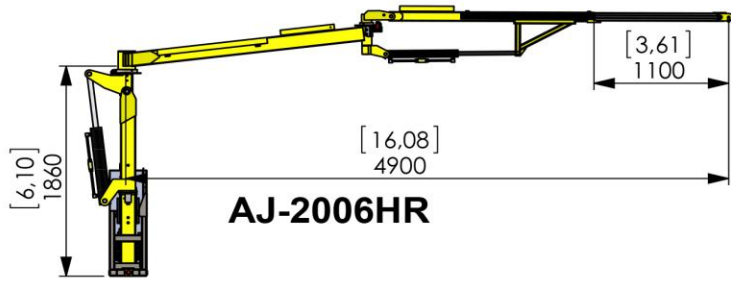
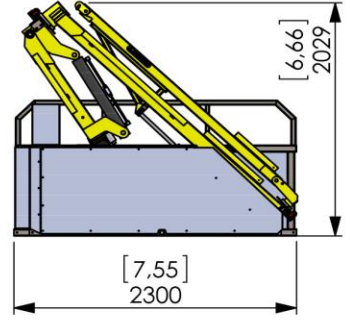
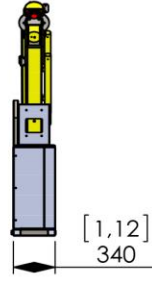
# DIMENSIONS



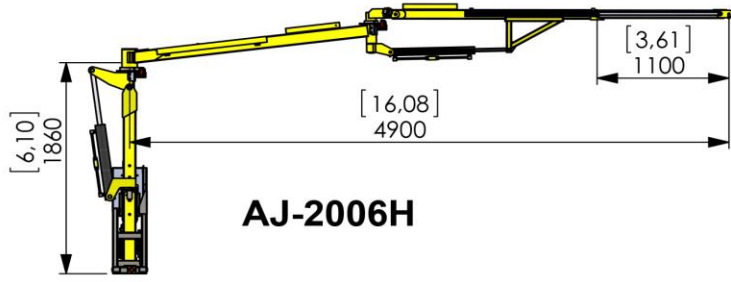
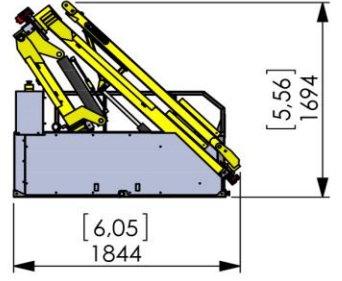
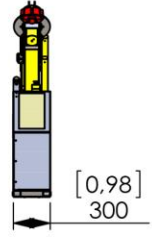
measurements  
(feet)  
mm



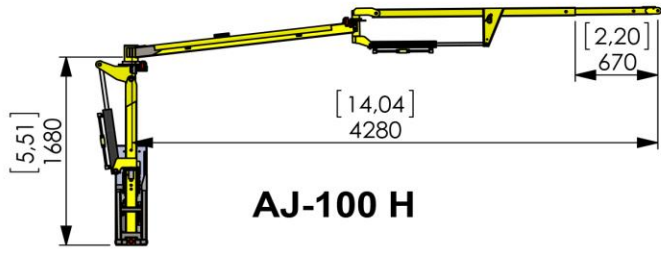
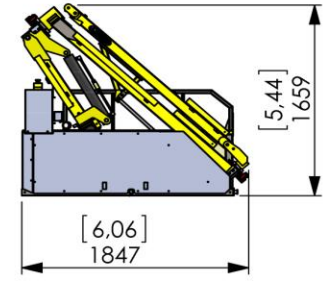
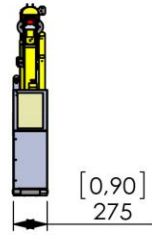
**AJ-2008TK**



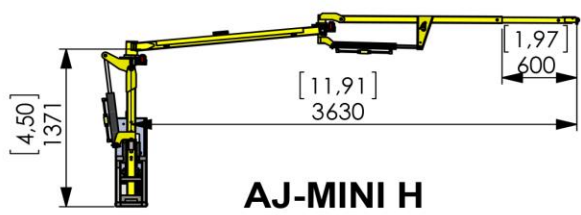
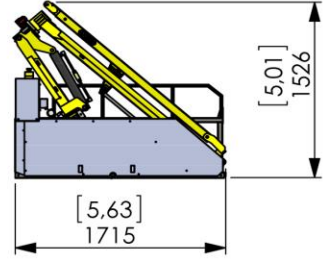
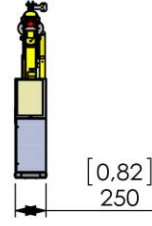
**AJ-2006HR**



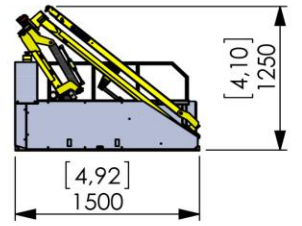
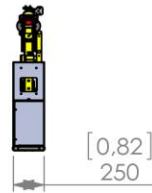
**AJ-2006H**



**AJ-100 H**



**AJ-MINI H**





# INTRODUCTION

*Apícola Junedena is a company specialized in equipments and machines for beekeeping. It also counts on with help of experienced technicians to provide good sale advices and a better post sale customer service.*

*In 1990, Apícola Junedena began its labor on cranes manufacturing for migration and the handling hives. Currently has at your disposal a wide range of models in order to satisfy the needs of every beekeeper; simple cranes models perfectly equipped for either 4x4, trailers or trucks.*

## NOTEWORTHY FEATURES

A distinction of our cranes is the **exclusive hydraulic disc brake, solid and compact.** With this design, you can lock arms easily and accurately to perform any other tasks without worrying that move.

They also feature **automatic leveling system high precision** governed by a **multifunction electronic board, which has been configured after many years in our farm.** With this system the user safety is high, since even when working on sloping ground, the arm will always remain level. **Since 2018, two systems are available.**


1-Pressing Level button, the machine will level up and stop when this operation is complete.

2-Pressing Auto-Level button once, the machine made the level continually, if no other function is used.



The **hydraulic extension arms**, on some models.

A yellow light to see in the dark, a sound warning and a three-color lamp work together with the security, indicate the proper operation of the machine and the charging of the batteries.



All our machines are **three anti-oxidation treatment**; steel sandblasted, primer paint and oven paint.

Two **remote controls included** in all models, works by radio and by cable. The remote avoids check the electrical cable that tangle around the steel cable.



To work more comfortably, **use stabilizers feet** when the crane is installed on a pick-up with serial suspension and absorbers, or very soft suspension vehicles.

**All models are ready to receive the stabilizers feet, if you needed.**

*All machines have been conceived and designed for a folding, fast, simple and compact, considerable work has been done over time to have a clean and tidy machine.*



*All cranes have been manufactured according to the latest specifications of the European standard EN12999. An engineer team certify that the machines will resist over time.*



*AJ-MINI H is a compact machine especially valued by our customers.*

*Since our beginning, it has been very important respect the concept of lightness of our units for maximum working comfort. In that sense, the model AJ-MINI M fully complies with that idea.*

*If AJ-MINI H reaches the full length of your vehicle, do not hesitate to choose this model. From our experience, we believe that will meet all your charging needs, even having to move your car something more because the length of the arm is limited.*

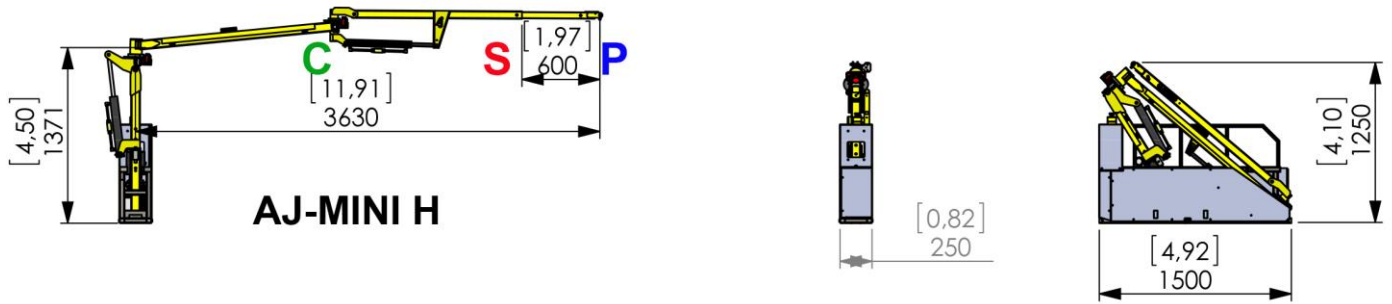
*AJ-MINI H produces a pleasant feeling of buoyancy as you work and probably will not notice that is installed during transport.*

BRAND	MODEL	ORIGIN
Apijuneda	AJ-MINI H	Catalonia/Spain





## DIMENSIONS



## TECHNICAL SPECIFICATIONS

Crane weight	Max load in P	Max load in S	Max load in C	Voltage
180 Kg / 396 lb	80 Kg / 176 lb	90 Kg / 198 lb	200 Kg / 440 lb	12-24 V

## FEATURES OF THE CRANE

	Included/Optional/Not available	Manual	Automático	Hydráulic
Brake system	Included			✓
Level system	Included		✓	✓
Arm extension	Included	✓		
Elevation of hives	Included			✓
Remote control	Included			✓

## ACCESSORIES

Included Clamps	Optional Clamps	Optional Stabilizers Feeds
MODEL V	MULTI	Weight 14 Kg

## VEHICLE TYPES RECOMMENDED

C3, PU2, PU1, R2, R3

TRUCK	PICK-UP	TRAILER
 <p>C1 = 5.000-12.000Kg C2 = 3.500-8.000Kg C3 = 3.500Kg</p>	 <p>PU1 = 3.500-6.000Kg PU2 = 3.000Kg</p>	 <p>R1 = 5.000Kg R2 = 3.500Kg R3 = 2.000Kg R4 = 750-1.000Kg</p>

# AJ-100H



*AJ-100 H is the machine ideal for medium trailers and Pick-Up, for its balance between length, arm lightness and weight of the machine.*

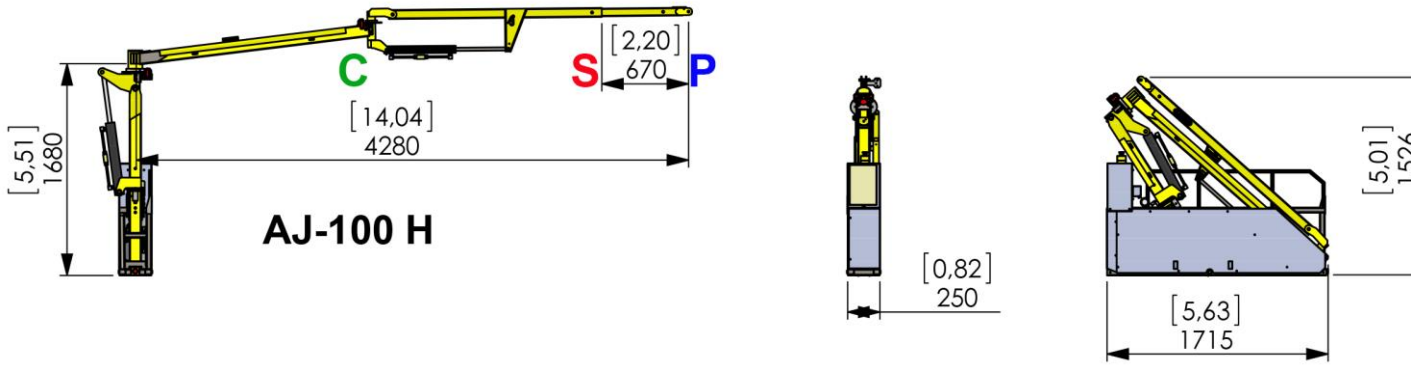
*It has the same equipment as the larger machines, except the hydraulic arm extension.*

BRAND	MODEL	ORIGIN
Apijuneda	AJ-100 H	Catalonia/Spain





## DIMENSIONES



## TECHNICAL SPECIFICATIONS

Crane weight	Max load in P	Max load in S	Max load in C	Voltage
250 Kg / 550 lb	120 Kg / 264 lb	140 Kg / 308 lb	310 Kg / 683 lb	12-24 V

## FEATURES OF THE CRANE

	Included/Optional/Not available	Manual	Automático	Hydráulic
Brake system	Included			✓
Level system	Included		✓	✓
Arm extension	Included	✓		
Elevation of hives	Included			✓
Remote control	Included			✓

## ACCESSORIES

### Included Clamps

MULTI

### Optional Stabilizers Feeds

#### Weight

14 Kg

## VEHICLE TYPES RECOMMENDED

C3, PU2, R2, R3

### TRUCK



C1 = 5.000-12.000Kg  
C2 = 3.500-8.000Kg  
C3 = 3.500Kg

### PICK-UP



PU1 = 3.500-6.000Kg  
PU2 = 3.000Kg

### TRAILER



R1 = 5.000Kg  
R2 = 3.500Kg  
R3 = 2.000Kg  
R4 = 750-1.000Kg



# AJ-2006H



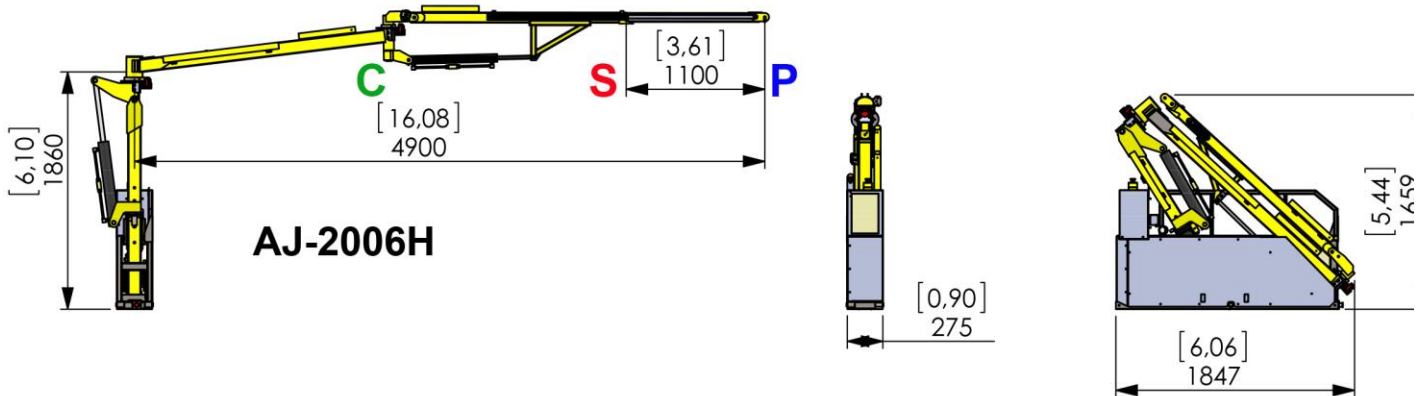
*AJ-2006 H, was the model that inspired us in 2006, which served as a mold for other models. We spent two years of transhumance and trials to adjust our level systems, braking and safety. We recommend this model for large Pick-Ups or with reinforced suspension, and minimum 3500k trailers or trucks.*

BRAND	MODEL	ORIGIN
Apijuneda	AJ-2006 H	Catalonia/Spain





## DIMENSIONES



## TECHNICAL SPECIFICATIONS

Crane weight	Max load in P	Max load in S	Max load in C	Voltage
350 Kg / 770 lb	140 Kg / 308 lb	180 Kg / 396 lb	400 Kg / 880 lb	12-24 V

LARGER LOADS: It is not comfortable, it is slower and requires more attention for safety.

## FEATURES OF THE CRANE

	Included/Optional/Not available	Manual	Automático	Hydraulic
Brake system	Included			✓
Level system	Included		✓	✓
Arm extension	Included			✓
Elevation of hives	Included			✓
Remote control	Included			✓

## ACCESSORIES

Included Clamps	Optional Stabilizers Feeds
MULTI	Weight 16 Kg

## VEHICLE TYPES RECOMMENDED

C1, C2, C3, PU1, R1, R2

TRUCK	PICK-UP	TRAILER
 <p>C1 = 5.000-12.000Kg C2 = 3.500-8.000Kg C3 = 3.500Kg</p>	 <p>PU1 = 3.500-6.000Kg PU2 = 3.000Kg</p>	 <p>R1 = 5.000Kg R2 = 3.500Kg <i>middle</i> R3 = 2.000Kg R4 = 750-1.000Kg</p>

# AJ-2006HR



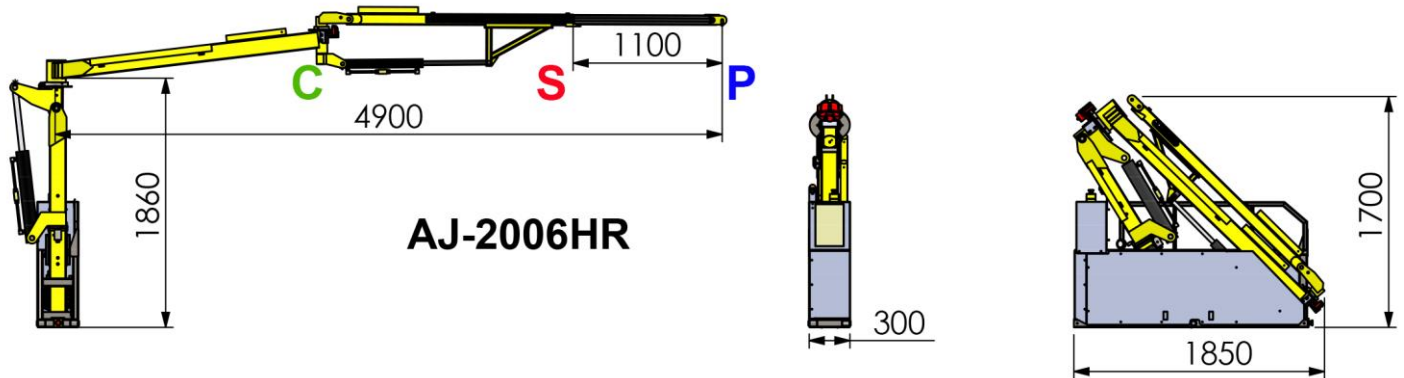
*The fluid contact with our customers and attentive to their needs, this model was in the beginning result of the requirements of a client. With the same dimensions as AJ-2006 H, but reinforced to handle an max. weight of 280k, the machine is authorized to 450k in the center, which allows you to lift drums of honey.*

BRAND	MODEL	ORIGIN
Apijuneda	AJ-2006 HR	Catalonia/Spain





## DIMENSIONS



**AJ-2006HR**

## TECHNICAL SPECIFICATIONS

Crane weight	Max load in P	Max load in S	Max load in C	Voltage
440 Kg / 970 lb	240 Kg / 530 lb	280 / 617 lb	500 Kg / 1.100 lb	12-24 V

LARGER LOADS: It is not comfortable, it is slower and requires more attention for safety.

## FEATURES OF THE CRANE




	Included/Optional/Not available	Manual	Automático	Hydraulic
Brake system	Included			✓
Level system	Included		✓	✓
Arm extension	Included			✓
Elevation of hives	Included			✓
Remote control	Included			✓

## ACCESSORIES

Included Clamps	Optional Stabilizers Feeds
MULTI	Weight 16 Kg

## VEHICLE TYPES RECOMMENDED

C1, C2, C3, PU1, R1, R2

TRUCK	PICK-UP	TRAILER
 <p>C1 = 5.000-12.000Kg C2 = 3.500-8.000Kg C3 = 3.500Kg</p>	 <p>PU1 = 3.500-6.000Kg PU2 = 3.000Kg</p>	 <p>R1 = 5.000Kg R2 = 3.500Kg <i>middle</i> R3 = 2.000Kg R4 = 750-1.000Kg</p>



# AJ-2008TK

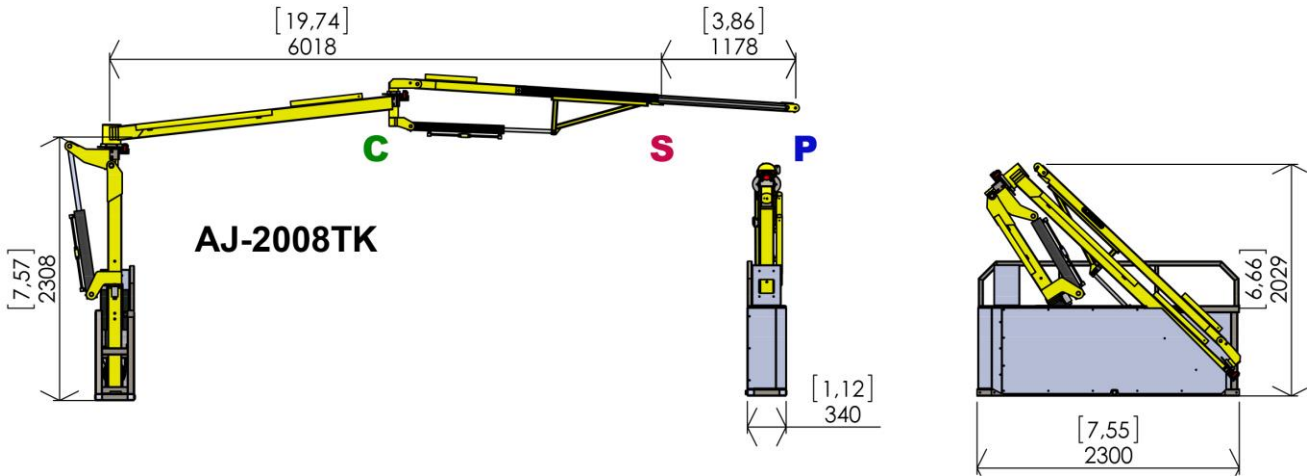
*AJ-2008 TK, the largest in our range and in this type of cranes. Once again our customers encouraged us to meet their needs. Its volume makes it available for trucks 5000k or more larger. The high quality of the elements that govern the level system and security has allowed us to build this great model, mounting on large capacity trucks, provides to high stability and therefore working comfort.*

BRAND	MODEL	ORIGIN
Apijuneda	AJ-2008TK	Catalonia/Spain





## DIMENSIONS



## TECHNICAL SPECIFICATIONS

Crane weight	Max load in P	Max load in S	Max load in C	Voltage
600 Kg / 1.320 lb	180 Kg / 396 lb	210 Kg / 462 lb	480 Kg / 1.060 lb	12-24 V

LARGER LOADS: It is not comfortable, it is slower and requires more attention for safety.

## FEATURES OF THE CRANE

	Included/Optional/Not available	Manual	Automático	Hydraulic
Brake system	Included			✓
Level system	Included		✓	✓
Arm extension	Included			✓
Elevation of hives	Included			✓
Remote control	Included			✓

## ACCESSORIES

Included Clamps	Optional Stabilizers Feeds
MULTI	Weight 25 Kg

## VEHICLE TYPES RECOMMENDED

C1, C2

TRUCK	PICK-UP	TRAILER
 <p>C1 = 5.000-12.000Kg C2 = 3.500-8.000Kg C3 = 3.500Kg</p>	 <p>PU1 = 3.500-6.000Kg PU2 = 3.000Kg</p>	 <p>R1 = 5.000Kg R2 = 3.500Kg R3 = 2.000Kg R4 = 750-1.000Kg</p>



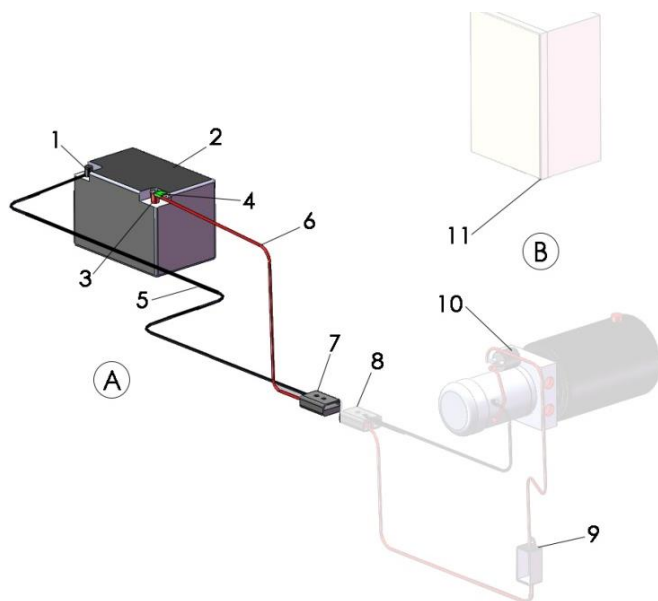
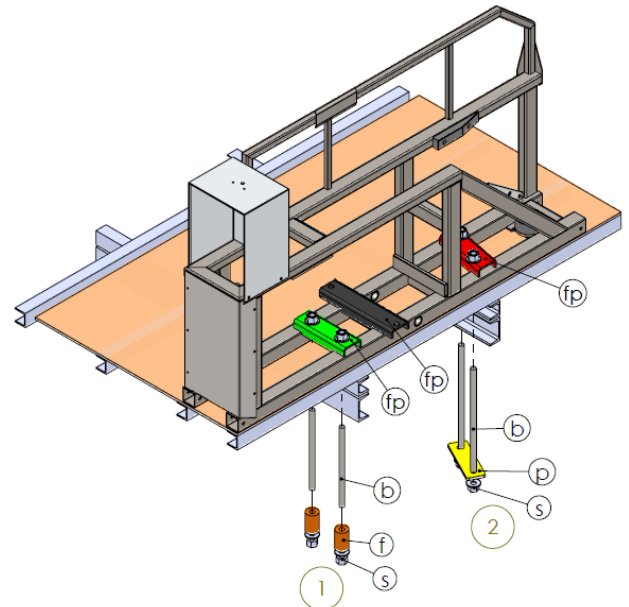
A concept design of cranes important for us was to simplify the installation of the manipulator on the vehicle. Thus, any central truck bodybuilder may perform the assembly and maintenance of the machine without any difficulty.

There are two possible types of installation:

1. Use tubes (f) welding in the sub chassis.
2. Use a plate (p) to wrap the chassis.

The assembly parts supplied for APICOLA JUNEDENCA SL are as follows:

- Attachment plates (fp) undrilled
- threaded rods (b),
- and hex nuts (s).



As for the power of the crane, you should only worry about making connections corresponding to the area of the vehicle (A), as the crane (B) is sent fully equipped.

So APICOLA JUNEDENCA S.L. also it provides the following:

- Cables (5) and (6)
- a fuse of 200 A (4),
- and plug to fix in the vehicle (7).



✓ **Why manipulators for beekeeping?**

Beekeeping manipulators offer the possibility of an easy and autonomous work, with one single operator, which makes it easier and protects against injury. It can be used for migration and also worked in the apiary, take supers in the harvest, put pollen traps, bee escapes, move hives in the apiary, etc.

✓ **Robust brakes, an excellent solution.**

Careful tune up work has been done to obtain a very useful and reliable system which also contributes to the safety of the operator's work.

✓ **Two speeds.**

Since the beginning of 2017 two speeds have been incorporated.

This allows us to provide an agile work rhythm, but soft at the moment we let the beehives touch ground.

A simple pressure on the bars on the joystick reduces the speed. This second speed is adjustable at will.

✓ **Top Level System precision**

The level of the arm is the main, move a load is difficult if are not at the good level.

✓ **Power**

The machine is powered directly from the battery of your vehicle, their consumption is reduced and is not always necessary to have the engine running.

✓ **Feet**

We recommend using stabilizers, only when the manipulator will be installed in a pickup with suspension and absorbers standard or very soft suspension vehicles (not essential, but is more comfortable).

✓ **Remote control**

The remote control avoids having to be aware of an electric cable that is tangle around the hives. Also allows more freedom in the folding and deployed the crane.

✓ **Why the manipulators loaded two hives and no more?**

Good cadence to move 2 hives makes unnecessary burden more, would increase the weight of the manipulator and interfere with the cadence. Loads with standard cranes in the market with two operators compared with our handlers with one, put in evidence is not necessary to load large groups.

✓ **Clamps**

They are a key part of the machine.

All functions available near your fingers, plus comfort and security.

A lot of work has been done with beekeepers who have shown us their needs, which allows us to offer the most innovative forks for beekeepers.

The assembly formed by an upper press and the pivot arm, which acts as a clamping device, can take the hives very reliably.

✓ **Comfortable service**

Free online customer service.

A robust hydraulic concept originating from big cranes.

A simple concept that facilitates quick access to all components. Compact and efficient electronics.

Explanatory videos for learning, use and maintenance.

After 20 years of crane producers, we continue to replace all potentially problematic materials. In addition to our main goal is to manufacture simple machines that in case of failure can be resolved quickly in any hydraulic mechanical centre.





## ORDER

To order, follow these guidelines:

1 - Carefully review the information on the different models of cranes and accessories of this catalogue.

2 - Fill out the " CRANE ORDER FORM " following the instructions indicated therein.

All information requested is essential for us to ensure that the crane is chosen the most suitable. To that end, we need to know the characteristics of their exploitation, Nº of hives, the type of vehicle and its dimensions, etc.

3 - Send the form to [apijuneda@gmail.com](mailto:apijuneda@gmail.com), as indicated in the order form.

4 - Once we receive the order, it will be easier to provide a tight budget including freight, insurance and transport box. For customers outside the European Union; cost , taxes and handling in destination port, are paid by the customer. For your information, we are able to ship in the EU machinery for about 700 €, and until 900 € anywhere in the world.

## DELIVERY TERM

Delivery of the cranes after payment of the reserve 50% are listed below:

- For models of machines that we have chassis in stock: 40 working days
- For models of machines we do not have in stock chassis: 100 working days

Delivery dates confirmed in the catalog are purely indicative and not binding.

**Please note that, we do not deliver machines the months of April and August.**  
**Known the date of delivery, keep the same do not coincide these dates.**

If the machinery is not received within a reasonable time, please contact us or call [apijuneda@gmail.com](mailto:apijuneda@gmail.com) + 34 973 17 10 32.



## WARRANTY

APICOLA JUNEDENCA S.L. machinery guarantee against defects in manufacturing parts for a duration of two (2) years.

Please read carefully the conditions of warranty that you will find in the instruction manual of your crane.

## APIJUNEDA SERVICE:

We know the importance that the purchase of one of our machines have for the customer, and how you we want everything to go well, therefore, before deliver your machine will receive by email an instructional video to learn proper use. We also have videos for the proper maintenance or adjustment required over the time.